

الهيئة العامة للمستشفيات والمعاهد التعليمية
المعهد التذكاري للأبحاث الرمديه

MEMORIAL INSTITUTE FOR
OPHTHALMIC RESEARCH
MIOR 2019



When Right Goes Wrong,
Simple Goes Rogue



Wael El-Gendy MD.
Ophthalmology Consultant
Vitreo-Retinal Unit.
The Memorial Institute For Ophthalmic research (MIOR).



Jammed Forceps:



MIOR 2019

1-3
OCTOBER
2019

MEMORIAL INSTITUTE FOR
OPHTHALMIC RESEARCH

Jammed Forceps:



MIOR 2019

**1-3
OCTOBER
2019**

MEMORIAL INSTITUTE FOR
OPHTHALMIC RESEARCH

GRT Slippage:



MIOR 2019

**1-3
OCTOBER
2019**

MEMORIAL INSTITUTE FOR
OPHTHALMIC RESEARCH

The Challenge:

- The major technical challenge in GRT repair is avoiding *slippage of the posterior flap* when the PFC is removed.



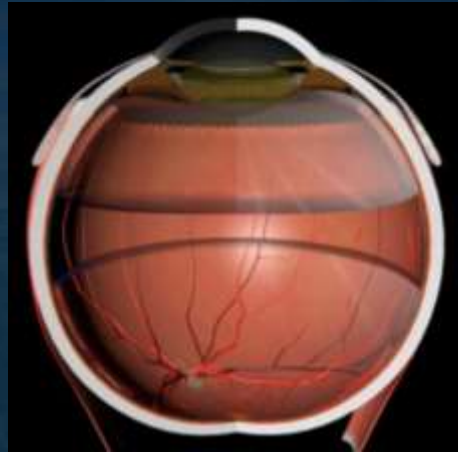
MIOR 2019

**1-3
OCTOBER
2019**

MEMORIAL INSTITUTE FOR
OPHTHALMIC RESEARCH

The Challenge:

- The major technical challenge in GRT repair is avoiding *slippage of the posterior flap* when the PFC is removed.



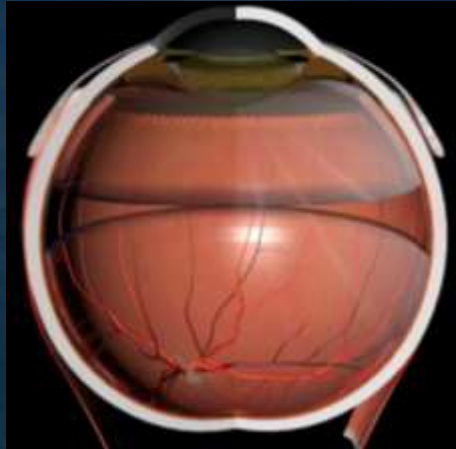
MIOR 2019

**1-3
OCTOBER
2019**

MEMORIAL INSTITUTE FOR
OPHTHALMIC RESEARCH

The Challenge:

- The major technical challenge in GRT repair is avoiding *slippage of the posterior flap* when the PFC is removed.



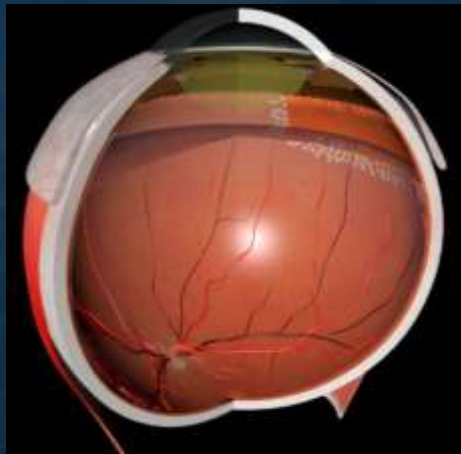
MIOR 2019

**1-3
OCTOBER
2019**

MEMORIAL INSTITUTE FOR
OPHTHALMIC RESEARCH

The Challenge:

- The major technical challenge in GRT repair is avoiding *slippage of the posterior flap* when the PFC is removed.



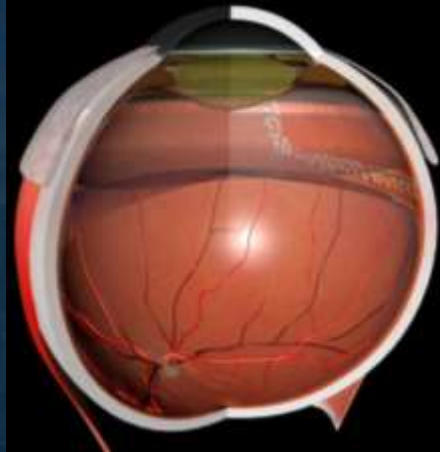
MIOR 2019

**1-3
OCTOBER
2019**

MEMORIAL INSTITUTE FOR
OPHTHALMIC RESEARCH

The Challenge:

- The major technical challenge in GRT repair is avoiding *slippage of the posterior flap* when the PFC is removed.



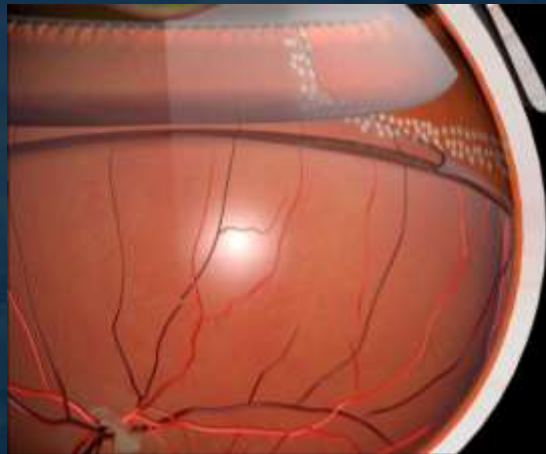
MIOR 2019

**1-3
OCTOBER
2019**

MEMORIAL INSTITUTE FOR
OPHTHALMIC RESEARCH

The Challenge:

- The major technical challenge in GRT repair is avoiding *slippage of the posterior flap* when the PFC is removed.



MIOR 2019

**1-3
OCTOBER
2019**

MEMORIAL INSTITUTE FOR
OPHTHALMIC RESEARCH

The Challenge:

How to avoid slippage?

There are 3 strategies for avoiding slippage:

- Obsessional drying of the edge of the PFC-Air meniscus.
- Direct PFC-Oil exchange.
- Total PFC fill.
- Short term post operative PFC tamponade.

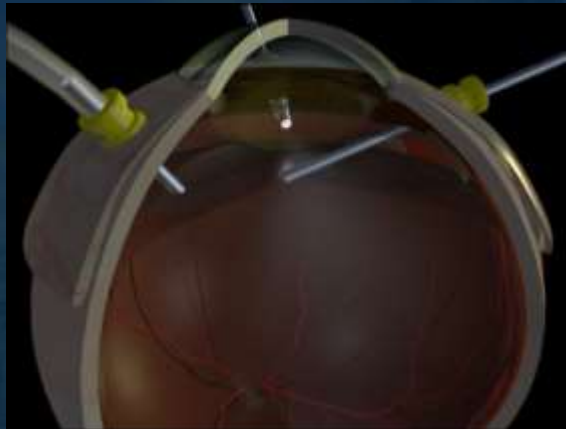
MIOR 2019

**1-3
OCTOBER
2019**

MEMORIAL INSTITUTE FOR
OPHTHALMIC RESEARCH

The Challenge:

- How to avoid *slippage*:



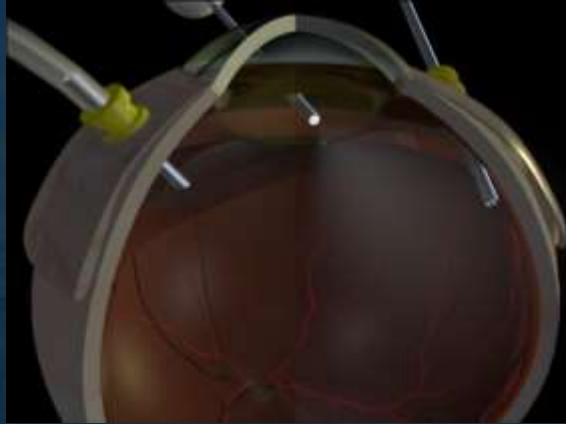
MIOR 2019

**1-3
OCTOBER
2019**

MEMORIAL INSTITUTE FOR
OPHTHALMIC RESEARCH

The Challenge:

- How to avoid *slippage*:



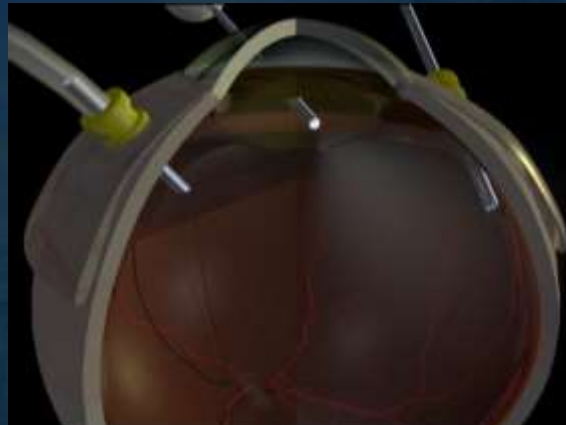
MIOR 2019

**1-3
OCTOBER
2019**

MEMORIAL INSTITUTE FOR
OPHTHALMIC RESEARCH

The Challenge:

- How to avoid *slippage*:



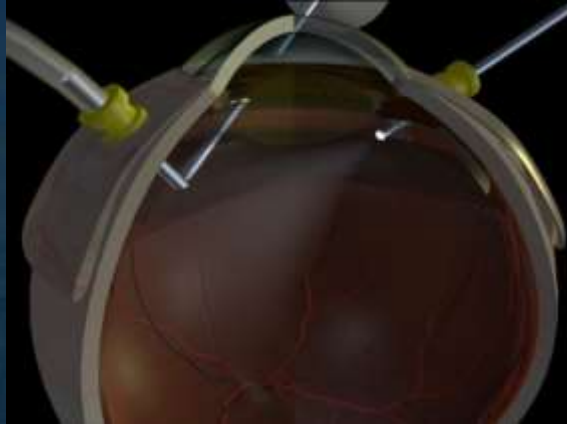
MIOR 2019

**1-3
OCTOBER
2019**

MEMORIAL INSTITUTE FOR
OPHTHALMIC RESEARCH

The Challenge:

- How to avoid *slippage*:



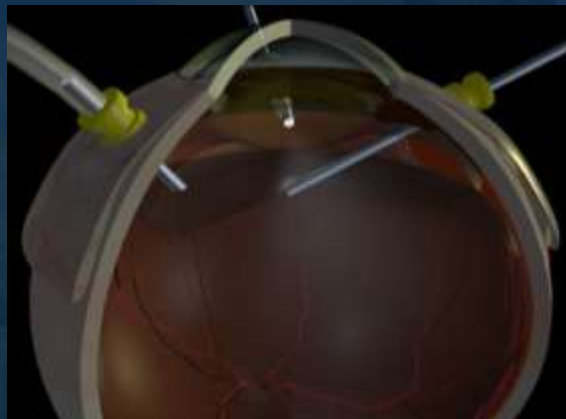
MIOR 2019

**1-3
OCTOBER
2019**

MEMORIAL INSTITUTE FOR
OPHTHALMIC RESEARCH

The Challenge:

- How to avoid *slippage*:



MIOR 2019

**1-3
OCTOBER
2019**

MEMORIAL INSTITUTE FOR
OPHTHALMIC RESEARCH

The Challenge:

- How to avoid *slippage*:



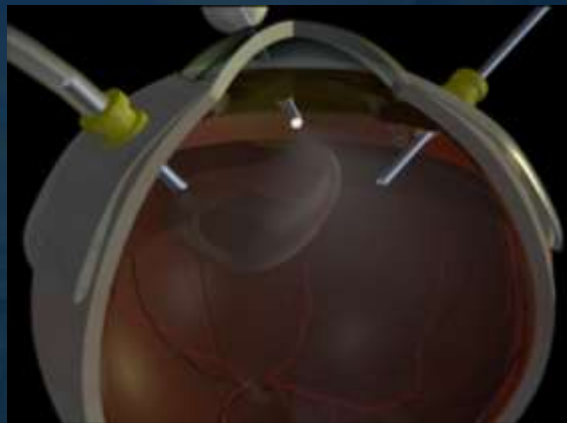
MIOR 2019

**1-3
OCTOBER
2019**

MEMORIAL INSTITUTE FOR
OPHTHALMIC RESEARCH

The Challenge:

- How to avoid *slippage*:



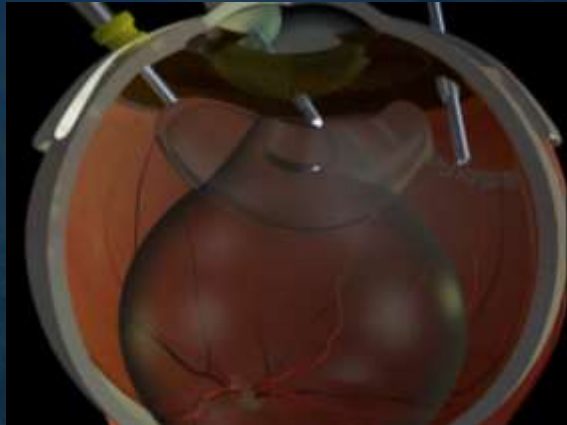
MIOR 2019

**1-3
OCTOBER
2019**

MEMORIAL INSTITUTE FOR
OPHTHALMIC RESEARCH

The Challenge:

- How to avoid *slippage*:



MIOR 2019

**1-3
OCTOBER
2019**

MEMORIAL INSTITUTE FOR
OPHTHALMIC RESEARCH

The Challenge:

- How to avoid *slippage*:



MIOR 2019

**1-3
OCTOBER
2019**

MEMORIAL INSTITUTE FOR
OPHTHALMIC RESEARCH

